

Accessing 2014 ExamView Test Banks

The 2014 ExamView® Test Banks is a collection of unique, high-quality assessment questions specifically aligned to Missouri states standards, Common Core State Standards for English Language Arts and Mathematics, and core courses. ExamView® Learning Series test banks can be used to produce assessments with ExamView Test Generator program. These test banks allow teachers to simulate questions commonly found on states' high-stakes assessments and to supplement standards-based instruction. ExamView created assessments are able to be administered to students via: Brightspace, All In Learning (*HS only*), SMART VE or paper.

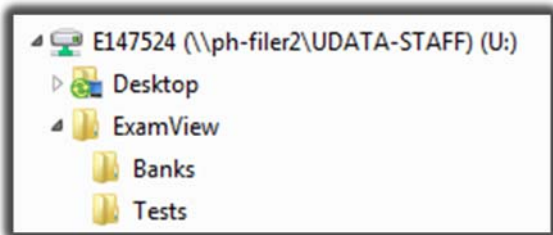
HOW TO ACCESS THE TEST BANKS

Setting up an ExamView Folders

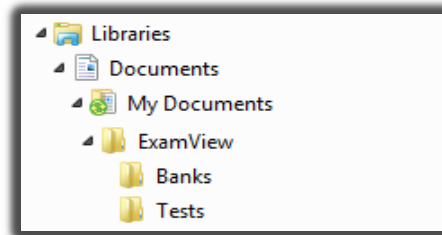
ExamView uses a unique folder structure that is referenced in their support materials. It is important this is followed to avoid confusion.

1. Create > a new folder on your U: Drive or in My Documents and name it ExamView
2. Double Click > on the ExamView folder
3. Create > a new folder called banks and a new folder called tests
4. When finished you folder structure should look like this.

U: Drive Example







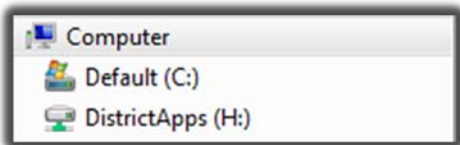
My Documents Example

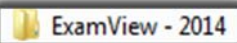



Make sure to always save to ExamView folder you created above and not the C: Drive ExamView folder that was created during software installation.

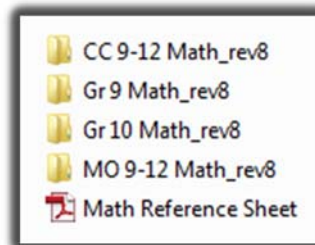
Copying Test Banks

1. Click >  (start) or Double Click > 
2. Click >  Computer
3. Click >  DistrictApps (H:) on the left hand side of the screen

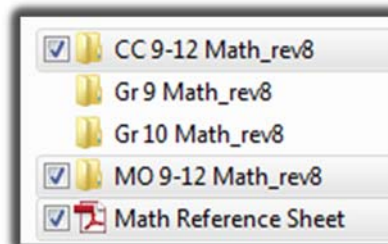


4. Click >  ExamView - 2014
5. Click >  Banks
6. Click > appropriate grade level

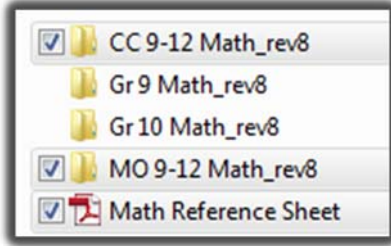
7. Click > appropriate core content area



8. Hold > Ctrl Key and Click > the test bank folder(s) needed



9. Right Click > and choose > copy



10. Navigate > back to your Banks folder you created

11. Double click > to open that folder

12. Right Click > and choose > paste

SHARING ASSESSMENTS WITH COLLEAGUES

If you choose to share new ExamView tests created with the new Common Core and Missouri State Standards, please upload to the appropriate course folder inside ExamView – 2014 on the H: Drive. These tests may be Brightspace, All In Learning and/or ExamView version(s). See the example Below. If your course folder does not exist, please feel create one. *Do not upload new tests create with the 2014 test banks to the original ExamView folder.*

